

# high temperature thermal mass cycling dryers


## FEATURES

- specifically designed oversized condenser to provide clean, dry compressed air in unique demands of high temperature applications in a thermal mass cycling design
- innovative dual transfer technology (DTT) continuously matches power consumption to the actual heat load providing significant energy savings
- 1.0 micron coalescing inlet filter provided as standard; 0.01 micron particulate after filter optional
- corrosion resistant powder coated aluminum panels for harsh environments
- easy to read refrigerant gauge and CAREL® microprocessor gives you the information you need, when you need it
- easy installation and start-up
- fully adjustable and extremely reliable timer drain as standard
- perfect for small, non-aftercooled piston compressors or any application with fluctuating air demand
- applications include manufacturing, paint & coatings, machine tools and blasting



### dual transfer technology

innovative DTT continuously matches power consumption to the actual heat load providing significant energy savings



### quality components

energy efficient rotary scrolls are used for reliability and long service life



nano-purification solutions  
charlotte, north carolina  
united states

nano-purification solutions  
new bethlehem, pennsylvania  
united states

nano-purification solutions  
st. catharines, ontario  
canada

nano-purification solutions  
gateshead, tyne and wear  
united kingdom

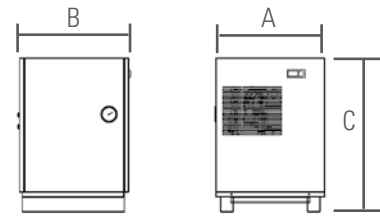
nano-purification solutions  
erkelenz, germany

tel: 704.897.2182  
fax: 704.897.2183  
email: support@n-psi.com  
web: www.n-psi.com

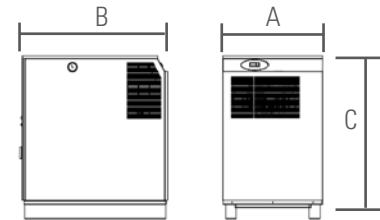
## SPECIFICATIONS

dryer model	inlet & outlet		rated flow <sup>(1)</sup>		absorbed power <sup>(2)</sup>		dimensions (inches)			approx. weight	power supply (V/Ph/60Hz)		prefilter (included)
	NPT	scfm	Nm <sup>3</sup> /h	kW	A	B	C	lbs	115/1		230/1		
RTC 0010-F	½"	10	16	0.23	17	16	22	82	•			NF 0050 M1	
RTC 0015-F	¾"	15	24	0.24	18	18	26	106	•			NF 0085 M1	
RTC 0025-F	¾"	25	40	0.25	18	18	26	112	•			NF 0085 M1	
RTC 0035-F	1"	35	56	0.47	23	21	30	196	•			NF 0090 M1	
RTC 0050-F	1"	50	80	0.49	23	21	30	200	•			NF 0090 M1	
RTC 0075-F	1 ½"	75	120	0.97	29	24	36	290	•			NF 0290 M1	
RTC 0125-F	2"	125	201	1.41	29	30	39	385		•		NF 0450 M1	

specifications	
design operating pressure range	0 to 232 psig
maximum inlet temperature	158°F
maximum ambient temperature	110°F to 122°F depending on refrigerant (contact nano support for details)
prefilter (included)	M1 (1 micron)
condensate drain (included)	automatic timed solenoid



RTC 0010-F to RNC 0025-F



RTC 0035-F to RNC 0125-F

- (1) at 125 psig & 140°F inlet conditions, 95°F ambient and a 50°F outlet pressure dew point. For all other conditions, please contact support@n-psi.com for sizing assistance
- (2) nominal absorbed power at rated operating conditions using 115/1/60 and 230/1/60 power supply (as applicable). For absorbed power at other voltages or conditions, contact support@n-psi.com
- (3) 115 volt models include a 6-foot power cord and plug
- (4) grade M01 (0.01 micron) after filter available as an option
- (5) Intertek UL/CSA 22.2 approval (models RTC 0010 to RNC 0075)
- (6) technical specifications subject to change without notice. Direct inquiries to support@n-psi.com or contact 704.897.2182